

# GRACE IN ACTION

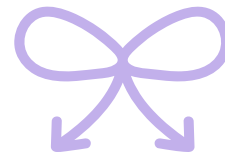
## PLEDGE CARD

Name \_\_\_\_\_  
Address \_\_\_\_\_  
City, ST Zip \_\_\_\_\_  
Email \_\_\_\_\_

I/we plan to give \$ \_\_\_\_\_ each:  
 Week     Month     Quarter     Year  
for an annual total of \$ \_\_\_\_\_ towards our mission and ministry.

I/we understand that this pledge can be changed at any time.

Signature \_\_\_\_\_ Date \_\_\_\_\_



# GRACE IN ACTION

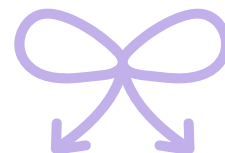
## PLEDGE CARD

Name \_\_\_\_\_  
Address \_\_\_\_\_  
City, ST Zip \_\_\_\_\_  
Email \_\_\_\_\_

I/we plan to give \$ \_\_\_\_\_ each:  
 Week     Month     Quarter     Year  
for an annual total of \$ \_\_\_\_\_ towards our mission and ministry.

I/we understand that this pledge can be changed at any time.

Signature \_\_\_\_\_ Date \_\_\_\_\_



# GRACE IN ACTION

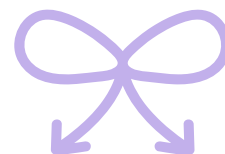
## PLEDGE CARD

Name \_\_\_\_\_  
Address \_\_\_\_\_  
City, ST Zip \_\_\_\_\_  
Email \_\_\_\_\_

I/we plan to give \$ \_\_\_\_\_ each:  
 Week     Month     Quarter     Year  
for an annual total of \$ \_\_\_\_\_ towards our mission and ministry.

I/we understand that this pledge can be changed at any time.

Signature \_\_\_\_\_ Date \_\_\_\_\_



## Proportional Giving Guide

To begin to pledge and move toward the 10% goal, please consider starting with a pledge of at least 2% of your income. If you are already working toward the goal of giving 10%, we hope you will increase your pledge by at least an additional 2%.

Annual Gross Income	Monthly Gross Income	2%	4%	6%	8%	10%	12%
\$25,000	\$2,083	\$42	\$83	\$125	\$167	\$208	\$250
\$50,000	\$4,167	\$83	\$167	\$250	\$333	\$417	\$500
\$75,000	\$6,250	\$125	\$250	\$375	\$500	\$625	\$750
\$100,000	\$8,333	\$167	\$333	\$500	\$667	\$833	\$1,000
\$125,000	\$10,417	\$208	\$417	\$625	\$833	\$1,042	\$1,250
\$150,000	\$12,500	\$250	\$500	\$750	\$1,000	\$1,250	\$1,500
\$175,000	\$14,583	\$438	\$583	\$875	\$1,167	\$1,458	\$1,750
\$200,000	\$16,667	\$333	\$667	\$1,000	\$1,333	\$1,667	\$2,000

## Proportional Giving Guide

To begin to pledge and move toward the 10% goal, please consider starting with a pledge of at least 2% of your income. If you are already working toward the goal of giving 10%, we hope you will increase your pledge by at least an additional 2%.

Annual Gross Income	Monthly Gross Income	2%	4%	6%	8%	10%	12%
\$25,000	\$2,083	\$42	\$83	\$125	\$167	\$208	\$250
\$50,000	\$4,167	\$83	\$167	\$250	\$333	\$417	\$500
\$75,000	\$6,250	\$125	\$250	\$375	\$500	\$625	\$750
\$100,000	\$8,333	\$167	\$333	\$500	\$667	\$833	\$1,000
\$125,000	\$10,417	\$208	\$417	\$625	\$833	\$1,042	\$1,250
\$150,000	\$12,500	\$250	\$500	\$750	\$1,000	\$1,250	\$1,500
\$175,000	\$14,583	\$438	\$583	\$875	\$1,167	\$1,458	\$1,750
\$200,000	\$16,667	\$333	\$667	\$1,000	\$1,333	\$1,667	\$2,000

## Proportional Giving Guide

To begin to pledge and move toward the 10% goal, please consider starting with a pledge of at least 2% of your income. If you are already working toward the goal of giving 10%, we hope you will increase your pledge by at least an additional 2%.

Annual Gross Income	Monthly Gross Income	2%	4%	6%	8%	10%	12%
\$25,000	\$2,083	\$42	\$83	\$125	\$167	\$208	\$250
\$50,000	\$4,167	\$83	\$167	\$250	\$333	\$417	\$500
\$75,000	\$6,250	\$125	\$250	\$375	\$500	\$625	\$750
\$100,000	\$8,333	\$167	\$333	\$500	\$667	\$833	\$1,000
\$125,000	\$10,417	\$208	\$417	\$625	\$833	\$1,042	\$1,250
\$150,000	\$12,500	\$250	\$500	\$750	\$1,000	\$1,250	\$1,500
\$175,000	\$14,583	\$438	\$583	\$875	\$1,167	\$1,458	\$1,750
\$200,000	\$16,667	\$333	\$667	\$1,000	\$1,333	\$1,667	\$2,000